




***CAPITAL RUBBER CORP***  
**INDUSTRIAL HOSE AND COUPLING CATALOG**



**GET CONNECTED @**  
***CAPITALRUBBERCORP.COM***



## **- TABLE OF CONTENTS -**

<b><i>DISCHARGE HOSE</i></b>	<b><i>2 - 7</i></b>
<b><i>SUCTION HOSE</i></b>	<b><i>8 - 13</i></b>
<b><i>PETROLEUM HOSE</i></b>	<b><i>14</i></b>
<b><i>CHEMICAL HOSE</i></b>	<b><i>15</i></b>
<b><i>AIR / WATER HOSE</i></b>	<b><i>16 - 20</i></b>
<b><i>SPECIAL APPLICATION HOSE</i></b>	<b><i>21 - 23</i></b>
<b><i>CAM LOCK COUPLINGS</i></b>	<b><i>24 - 26</i></b>
<b><i>BALL &amp; SOCKET COUPLINGS</i></b>	<b><i>27</i></b>
<b><i>THREADED HOSE COUPLINGS</i></b>	<b><i>28</i></b>
<b><i>HOSE CLAMPS &amp; TOOLS</i></b>	<b><i>29 - 30</i></b>
<b><i>ADAPTERS &amp; ACCESSORIES</i></b>	<b><i>31 - 32</i></b>
<b><i>UNIVERSAL COUPLINGS</i></b>	<b><i>33</i></b>
<b><i>PNEUMATIC ACCESSORIES</i></b>	<b><i>34 - 35</i></b>
<b><i>HOSE SAFETY RESTRAINTS</i></b>	<b><i>35 - 36</i></b>

***FOR ADDITIONAL PRODUCT INFORMATION PLEASE VISIT [WWW.CAPITALRUBBERCORP.COM](http://WWW.CAPITALRUBBERCORP.COM)***

Thank you for choosing Capital Rubber for your hose, hose assembly, and coupling requirements. Since 1975, Capital Rubber has been dedicated to serving industries like yours with quality products and service. Our years of experience and knowledge of the product line are your advantage when selecting a reliable and safe hose system for your specific application.

Our product line has been carefully researched and selected for its quality and versatility. The assemblies and products in this catalog are a selection of frequently requested types, diameters and assembly configurations. We understand that an application may require a special material, length, or configuration, and will gladly accommodate custom design requests.

***Please contact us for assistance, we look forward to hearing from you.***

***All hose pressure ratings listed are for the hose only, at ambient temperature and conditions. A hose assembly's pressure rating is dependent on coupling type, attachment method, compatibility, & operating conditions.***





## 7801 – BLUE PVC DISCHARGE

### ASSEMBLIES WITH MALE & FEMALE NPSH THREADED COUPLINGS



1-1/2" X 50'	7801-150X50MF*
2" X 50'	7801-2X50MF
2-1/2" X 50'	7801-250X50MF*
3" X 50'	7801-3X50MF
4" X 50'	7801-4X50MF
6" X 50'	7801-6X50MF

\*SIZES AVAILABLE WITH NST FIRE THREAD  
3/4" & 1" SIZES AVAILABLE WITH HD BRASS MXF

### ASSEMBLIES WITH CAM LOCK ALUMINUM QUICK CONNECT COUPLINGS



1-1/2" X 50'	7801-150X50CE
2" X 50'	7801-2X50CE
2-1/2" X 50'	7801-250X50CE
3" X 50'	7801-3X50CE
4" X 50'	7801-4X50CE
6" X 50'	7801-6X50CE

**AVAILABLE WITH BALL & SOCKET COUPLINGS**

300 FT MAX ROLL LENGTH

### BULK HOSE

-5 TO +170 DEG F

SIZE (ID)	ITEM NUMBER	PSI RATING	LBS / FOOT
3/4"	7801-075	140	0.08
1"	7801-100	110	0.11
1-1/4"	7801-125	80	0.14
1-1/2"	7801-150	80	0.19
2"	7801-200	80	0.24
2-1/2"	7801-250	65	0.30
3"	7801-300	80	0.36
4"	7801-400	70	0.53

SIZE (ID)	ITEM NUMBER	PSI RATING	LBS / FOOT
5"	7801-500	40	0.65
6"	7801-600	60	0.87
8"	7801-800	35	1.30
10"	7801-10	35 / 80*	1.90 / 2.15
12"	7801-12	35 / 60*	2.45 / 2.75
14"	7801-14	30	2.70
16"	7801-16	30	3.10

\*10" & 12" ALSO AVAILABLE IN HEAVY GRADE

PSI RATING LISTED IS THE RECOMMENDED MAX OPERATING PRESSURE OF THE BULK HOSE ONLY  
HOSE ASSEMBLY WORKING PRESSURE RATING IS DEPENDENT ON THE COUPLING TYPE

# DISCHARGE HOSE

## 7801R – RED HD PVC DISCHARGE

### ASSEMBLIES WITH MALE & FEMALE NPSH THREADED COUPLINGS



1-1/2" X 50'	7801R-150X50MF*
2" X 50'	7801R-2X50MF
2-1/2" X 50'	7801R-250X50MF*
3" X 50'	7801R-3X50MF
4" X 50'	7801R-4X50MF
6" X 50'	7801R-6X50MF

\*SIZES AVAILABLE WITH NST FIRE THREAD

### ASSEMBLIES WITH CAM LOCK ALUMINUM QUICK CONNECT COUPLINGS



1-1/2" X 50'	7801R-150X50CE
2" X 50'	7801R-2X50CE
2-1/2" X 50'	7801R-250X50CE
3" X 50'	7801R-3X50CE
4" X 50'	7801R-4X50CE
6" X 50'	7801R-6X50CE

**AVAILABLE WITH BALL & SOCKET COUPLINGS**

300 FT MAX ROLL LENGTH

### BULK HOSE

-5 TO +170 DEG F

SIZE (ID)	ITEM NUMBER	PSI RATING	LBS / FOOT	FULL ROLL LENGTH
1-1/2"	7801R-150	150	0.28	300'
2"	7801R-200	150	0.34	300'
2-1/2"	7801R-250	150	0.40	300'
3"	7801R-300	150	0.55	300'
4"	7801R-400	150	0.85	300'
6"	7801R-600	150	1.34	300'
8"	7801R-800	115	1.90	300'

PSI RATING LISTED IS THE RECOMMENDED MAX OPERATING PRESSURE OF THE BULK HOSE ONLY  
HOSE ASSEMBLY WORKING PRESSURE RATING IS DEPENDENT ON THE COUPLING TYPE

# DISCHARGE HOSE

## 3200 / 3220 – MILL DISCHARGE

### ASSEMBLIES WITH MALE & FEMALE NPSH THREADED COUPLINGS



1-1/2" X 50'	3200-150X50MF*
2" X 50'	3200-2X50MF
2-1/2" X 50'	3200-250X50MF*
3" X 50'	3200-3X50MF
4" X 50'	3200-4X50MF
6" X 50'	3200-6X50MF

\*SIZES AVAILABLE WITH NST FIRE THREAD

### ASSEMBLIES WITH CAM LOCK ALUMINUM QUICK CONNECT COUPLINGS



1-1/2" X 50'	3200-150X50CE
2" X 50'	3200-2X50CE
2-1/2" X 50'	3200-250X50CE
3" X 50'	3200-3X50CE
4" X 50'	3200-4X50CE
6" X 50'	3200-6X50CE

**DOUBLE JACKET ASSEMBLIES AVAILABLE  
TYPE #3220 (SEE CHART BELOW)**

### SINGLE JACKET      BULK HOSE      DOUBLE JACKET

100 FT MAX THROUGH 4 INCH

SIZE (ID)	ITEM NUMBER	PSI RATING	LBS / FOOT
1"	3200-100	150	0.16
1-1/2"	3200-150	150	0.20
2"	3200-200	150	0.27
2-1/2"	3200-250	150	0.37
3"	3200-300	150	0.43
4"	3200-400	150	0.62
6"	3200-600	115	1.10

SIZE (ID)	ITEM NUMBER	PSI RATING	LBS / FOOT
1-1/2"	3220-150	300	0.29
2"	3220-200	300	0.40
2-1/2"	3220-250	300	0.50
3"	3220-300	250	0.63
4"	3220-400	250	0.76

**NOT RATED FOR FIRE PROTECTION**

PSI RATING LISTED IS THE RECOMMENDED MAX OPERATING PRESSURE OF THE BULK HOSE ONLY  
HOSE ASSEMBLY WORKING PRESSURE RATING IS DEPENDENT ON THE COUPLING TYPE



# **DISCHARGE HOSE**

## **FIRE HOSE ASSEMBLIES**



### **SINGLE JACKET ASSEMBLIES**

**150 PSI SERVICE / 300 PSI TEST**

***NST / NH FIRE THREAD***

1-1/2" X 50'	3200-150X50NSTRL
2-1/2" X 50'	3200-250X50NSTRL

AVAILABLE IN 500 PSI TEST #3202



### **DOUBLE JACKET ASSEMBLIES**

**200 PSI SERVICE / 400 PSI TEST**

***NST / NH FIRE THREAD***

1-1/2" X 50'	3220-150X50NSTRL
2-1/2" X 50'	3220-250X50NSTRL

AVAILABLE IN 800 PSI TEST #3228

### **DOUBLE JACKET ASSEMBLIES**

**200 PSI SERVICE / 400 PSI TEST**

***NPSH THREAD***

1-1/2" X 50'	3220-150X50MFRL
2-1/2" X 50'	3220-250X50MFRL

AVAILABLE IN 800 PSI TEST #3228

***ASSEMBLIES ARE TESTED & STENCILED  
PER NFPA STANDARDS***

**ALUMINUM COUPLINGS STANDARD • BRASS COUPLINGS AVAILABLE BY REQUEST  
MUNICIPAL THREAD PATTERNS AVAILABLE BY SPECIAL ORDER, PLEASE INQUIRE**

## **CUSTOM FIRE HOSE OPTIONS**

**SINGLE JACKET 500 PSI TEST & DOUBLE JACKET 800 PSI TEST**

**RUBBER LINED & POLYURETHANE LINED**

**ABRASION RESISTANT COLOR-COATING AVAILABLE IN:**



COLOR SHADES MAY VARY, ADDITIONAL LEAD TIME MAY APPLY

UL LISTED AND NSF COMPLIANT HOSE AVAILABLE

***COUPLING TYPES INCLUDE:***

**BRASS PIN LUG**

**BRASS ROCKER LUG**

**ALUMINUM ROCKER LUG**

**SPECIAL THREADS AVAILABLE**

**STORZ COUPLINGS AVAILABLE**



# DISCHARGE HOSE

## 9821 – NITRILE RUBBER DISCHARGE

### ASSEMBLIES WITH CAM LOCK ALUMINUM QUICK CONNECT COUPLINGS



ALSO AVAILABLE  
IN BLACK COVER

1-1/2" X 50'	9821-150X50CE
2" X 50'	9821-2X50CE
2-1/2" X 50'	9821-250X50CE
3" X 50'	9821-3X50CE
4" X 50'	9821-4X50CE
6" X 50'	9821-6X50CE

ADDITIONAL CONFIGURATIONS AVAILABLE

### AVAILABLE WITH BALL & SOCKET COUPLINGS

### ASSEMBLIES WITH ROCKER LUG ANODIZED ALUMINUM M&F COUPLINGS



ANODIZED ALUMINUM  
FULL FLOW COUPLINGS

HOSE SIZE (ID)	THREAD TYPE	ITEM NUMBER
1-1/2" X 50'	NPSH	9821-150X50MFRL
1-1/2" X 50'	NST	9821-150X50NSTRL
2" X 50'	NPSH	9821-2X50MFRL
2-1/2" X 50'	NPSH	9821-250X50MFRL
2-1/2" X 50'	NST	9821-250X50NSTRL
3" X 50'	NPSH	9821-3X50MFRL

250 PSI / 500 TEST STANDARD, 300 PSI / 600 TEST AVAILABLE  
4", 5", & 6" AVAILABLE IN NST OR STORZ QUICK CONNECT

100 FT MAX ROLL LENGTH

### BULK HOSE

-20 TO +210 DEG F

ALSO AVAILABLE  
BY CUSTOM ORDER:

ADDITIONAL COLORS  
URETHANE VERSION  
300 & 660 FT LENGTHS  
(MINIMUM MAY APPLY)

SIZE (ID)	ITEM NUMBER	PSI RATING	LBS / FOOT
1-1/2"	9821-150	250	0.26
2"	9821-200	250	0.35
2-1/2"	9821-250	250	0.47
3"	9821-300	250	0.65
4"	9821-400	200	0.85
6"	9821-600	150	1.60
8"	9821-800	150	2.30

REUSABLE COUPLINGS  
AVAILABLE UP TO 12"



GROOVED OR THREADED  
ANODIZED ALUMINUM

PSI RATING LISTED IS THE RECOMMENDED MAX OPERATING PRESSURE OF THE BULK HOSE ONLY  
HOSE ASSEMBLY WORKING PRESSURE RATING IS DEPENDENT ON THE COUPLING TYPE

# DISCHARGE HOSE

## 9801 – RUBBER DISCHARGE

### ASSEMBLIES WITH MALE & FEMALE NPSH THREADED COUPLINGS



1-1/2" X 50'	9801-150X50MF*
2" X 50'	9801-2X50MF
2-1/2" X 50'	9801-250X50MF*
3" X 50'	9801-3X50MF
4" X 50'	9801-4X50MF
6" X 50'	9801-6X50MF

\*SIZES AVAILABLE WITH NST FIRE THREAD

### ASSEMBLIES WITH CAM LOCK ALUMINUM QUICK CONNECT COUPLINGS



1-1/2" X 50'	9801-150X50CE
2" X 50'	9801-2X50CE
2-1/2" X 50'	9801-250X50CE
3" X 50'	9801-3X50CE
4" X 50'	9801-4X50CE
6" X 50'	9801-6X50CE

ASSEMBLY NUMBERS SHOWN ARE FOR 2-PLY REINFORCED HOSE  
4-PLY REINFORCED HOSE AVAILABLE, # 9801H (SEE CHART BELOW)

**AVAILABLE WITH BALL & SOCKET COUPLINGS**

100 FT MAX LENGTH TO 10"

### BULK HOSE

-25 TO +180 DEG F

SIZE (ID)	ITEM NUMBER	2-PLY PSI RATING	4-PLY PSI RATING
1-1/2"	9801_-150	150	250
2"	9801_-200	150	250
2-1/2"	9801_-250	150	250
3"	9801_-300	150	225
4"	9801_-400	150	200

SIZE (ID)	ITEM NUMBER	2-PLY PSI RATING	4-PLY PSI RATING
5"	9801_-500	150	200
6"	9801_-600	100	150
8"	9801_-800	100	125
10"	9801_-10	100	125
12"	9801_-12	100	125

LARGE DIAMETER HOSE & ABRASION RESISTANT TUBE MATERIALS AVAILABLE

NOT RECOMMENDED FOR SAND, GRAVEL, OR CEMENT DISCHARGE APPLICATIONS

PSI RATING LISTED IS THE RECOMMENDED MAX OPERATING PRESSURE OF THE BULK HOSE ONLY  
HOSE ASSEMBLY WORKING PRESSURE RATING IS DEPENDENT ON THE COUPLING TYPE





## 7901 – STANDARD PVC SUCTION

### ASSEMBLIES WITH MALE & FEMALE NPSH THREADED COUPLINGS



1-1/2" X 20'	7901-150X20MF
2" X 20'	7901-2X20MF
2-1/2" X 20'	7901-250X20MF
3" X 20'	7901-3X20MF
4" X 20'	7901-4X20MF
6" X 20'	7901-6X20MF

### ASSEMBLIES WITH MALE & FEMALE CAM LOCK COUPLINGS



1-1/2" X 20'	7901-150X20CE
2" X 20'	7901-2X20CE
2-1/2" X 20'	7901-250X20CE
3" X 20'	7901-3X20CE
4" X 20'	7901-4X20CE
6" X 20'	7901-6X20CE

**CORRUGATED COVER AVAILABLE**

FOR ASSEMBLIES WITH FEMALE CAM X MALE NPT:  
REPLACE THE CE IN ABOVE PART NUMBER WITH CN

**8" – 12" ASSEMBLIES AVAILABLE WITH CAM, FLANGE, NPT OR BALL & SOCKET COUPLINGS**

**100 FT MAX ROLL THROUGH 6"**

### BULK HOSE

**-10 TO +130 DEG F**

SIZE (ID)	ITEM NUMBER	PSI RATING	LBS / FOOT
1"	7901-100	90	0.28
1-1/4"	7901-125	90	0.36
1-1/2"	7901-150	90	0.48
2"	7901-200	70	0.67
2-1/2"	7901-250	65	0.94
3"	7901-300	55	1.20

SIZE (ID)	ITEM NUMBER	PSI RATING	LBS / FOOT
4"	7901-400	50	1.90
5"	7901-500	45	3.05
6"	7901-600	45	4.60
8"	7901-800	40	7.10
10"	7901-10	40	12.50
12"	7901-12	35	15.75

**CAPABLE OF FULL VACUUM THROUGH 8 INCH DIAMETER (AT AMBIENT TEMPERATURE)**

**FOR INCREASED FLEXIBILITY SEE TYPE 7909 LOW TEMP CLEAR PVC SUCTION HOSE**

**PSI RATING LISTED IS THE RECOMMENDED MAX OPERATING PRESSURE OF THE BULK HOSE ONLY  
HOSE ASSEMBLY WORKING PRESSURE RATING IS DEPENDENT ON THE COUPLING TYPE**



## 7909 – LOW TEMP CLEAR PVC

### ASSEMBLIES WITH MALE & FEMALE NPSH THREADED COUPLINGS



**FLEXIBLE IN COLD WEATHER**

1-1/2" X 20'	7909-150X20MF
2" X 20'	7909-2X20MF
2-1/2" X 20'	7909-250X20MF
3" X 20'	7909-3X20MF
4" X 20'	7909-4X20MF
6" X 20'	7909-6X20MF

### ASSEMBLIES WITH MALE & FEMALE CAM LOCK COUPLINGS



**CORRUGATED COVER AVAILABLE**

**FDA COMPLIANT MATERIAL AVAILABLE**

1-1/2" X 20'	7909-150X20CE
2" X 20'	7909-2X20CE
2-1/2" X 20'	7909-250X20CE
3" X 20'	7909-3X20CE
4" X 20'	7909-4X20CE
6" X 20'	7909-6X20CE

FOR ASSEMBLIES WITH FEMALE CAM X MALE NPT:  
REPLACE THE CE IN ABOVE PART NUMBER WITH CN

**8" – 12" ASSEMBLIES AVAILABLE WITH CAM, FLANGE, NPT OR BALL & SOCKET COUPLINGS**

**100 FT MAX ROLL THROUGH 6"**

### BULK HOSE

**-10 TO +130 DEG F**

SIZE (ID)	ITEM NUMBER	PSI RATING	LBS / FOOT
1"	7909-100	100	0.30
1-1/4"	7909-125	90	0.40
1-1/2"	7909-150	90	0.50
2"	7909-200	70	0.75
2-1/2"	7909-250	65	1.05
3"	7909-300	55	1.35

SIZE (ID)	ITEM NUMBER	PSI RATING	LBS / FOOT
4"	7909-400	50	2.10
5"	7909-500	45	3.05
6"	7909-600	45	4.50
8"	7909-800	40	6.90
10"	7909-10	40	12.25
12"	7909-12	35	15.50

**CAPABLE OF FULL VACUUM THROUGH 8 INCH DIAMETER (AT AMBIENT TEMPERATURE)**

**FOR CORRUGATED COVER SEE TYPE 7903 AT CAPITALRUBBERCORP.COM**

**PSI RATING LISTED IS THE RECOMMENDED MAX OPERATING PRESSURE OF THE BULK HOSE ONLY  
HOSE ASSEMBLY WORKING PRESSURE RATING IS DEPENDENT ON THE COUPLING TYPE**




## 7962 – CLEAR BRAIDED PVC

### ASSEMBLIES WITH MALE & FEMALE NPSH THREADED COUPLINGS



1-1/2" X 20'	7962-150X20MF
2" X 20'	7962-2X20MF
2-1/2" X 20'	7962-250X20MF
3" X 20'	7962-3X20MF
4" X 20'	7962-4X20MF
6" X 20'	7962-6X20MF

### ASSEMBLIES WITH MALE & FEMALE CAM LOCK COUPLINGS



1-1/2" X 20'	7962-150X20CE
2" X 20'	7962-2X20CE
2-1/2" X 20'	7962-250X20CE
3" X 20'	7962-3X20CE
4" X 20'	7962-4X20CE
6" X 20'	7962-6X20CE

**SPIRAL BOLT CLAMPS AVAILABLE**  
**HOSE HELIX IS CLOCKWISE**

FOR ASSEMBLIES WITH FEMALE CAM X MALE NPT:  
REPLACE THE CE IN ABOVE PART NUMBER WITH CN

**ALSO AVAILABLE WITH BALL & SOCKET COUPLINGS**

**100 FT MAX ROLL THROUGH 6"**

### BULK HOSE

**-10 TO +140 DEG F**

SIZE (ID)	ITEM NUMBER	PSI RATING	LBS / FOOT
1-1/2"	7962-150	100	0.49
2"	7962-200	100	0.75
3"	7962-300	100	1.19
4"	7962-400	75	1.80

SIZE (ID)	ITEM NUMBER	PSI RATING	LBS / FOOT
5"	7962-500	70	3.00
6"	7962-600	70	3.95
8"	7962-800	70	5.60
10"	7962-010	40	8.75

**CLEAR WALL FOR VISUAL INSPECTION • CORRUGATED COVER FOR FLEXIBILITY**

**• BRAIDED REINFORCEMENT FOR DURABILITY AND INCREASED PSI RATING**

**• FULL VACUUM RATING IN ALL SIZES (AT AMBIENT TEMPERATURE)**

**WORKING PRESSURE & VACUUM RATING DECREASE AS TEMPERATURE INCREASES**

**PSI RATING LISTED IS THE RECOMMENDED MAX OPERATING PRESSURE OF THE BULK HOSE ONLY**  
**HOSE ASSEMBLY WORKING PRESSURE RATING IS DEPENDENT ON THE COUPLING TYPE**





## 7910 – BUMBLE BEE VAC

### TYPE 7910

**CRUSH-RESISTANT & HIGH FLEX**



### TYPE 7910S

**LIGHTWEIGHT & HIGH FLEX**



### ASSEMBLIES WITH MALE & FEMALE NPSH THREADED COUPLINGS

1-1/2" X 20'	7910-150X20MF
2" X 20'	7910-2X20MF
3" X 20'	7910-3X20MF
4" X 20'	7910-4X20MF

1-1/2" X 20'	7910S-150X20MF
2" X 20'	7910S-2X20MF
3" X 20'	7910S-3X20MF
4" X 20'	7910S-4X20MF

### ASSEMBLIES WITH MALE & FEMALE CAM LOCK COUPLINGS

1-1/2" X 20'	7910-150X20CE
2" X 20'	7910-2X20CE
3" X 20'	7910-3X20CE
4" X 20'	7910-4X20CE

1-1/2" X 20'	7910S-150X20CE
2" X 20'	7910S-2X20CE
3" X 20'	7910S-3X20CE
4" X 20'	7910S-4X20CE

FOR ASSEMBLIES WITH FEMALE CAM X MALE NPT: REPLACE THE CE IN ABOVE PART NUMBER WITH CN  
OTHER LENGTHS AVAILABLE BY SPECIAL ORDER UP TO 60 FT MAXIMUM

-40 TO + 150 DEG F

### BULK HOSE

-40 TO + 140 DEG F

#### TYPE 7910

#### TYPE 7910S

SIZE (ID)	ITEM NUMBER	PSI RATING	LBS / FOOT
1-1/2"	7910-150	20	0.60
2"	7910-200	15	0.85
3"	7910-300	7	1.20
4"	7910-400	7	1.60

SIZE (ID)	ITEM NUMBER	PSI RATING	LBS / FOOT
1-1/2"	7910S-150	20	0.36
2"	7910S-200	14	0.57
3"	7910S-300	12	1.20
4"	7910S-400	10	1.47

ALL BULK HOSE INCLUDES POLYWELDED CUFFS INSTALLED EACH END

THREADED REPLACEMENT CUFFS & GLUE AVAILABLE, CUFFS DO NOT INTERCHANGE BETWEEN STYLES

**WORKING PRESSURE & VACUUM RATING DECREASE AS TEMPERATURE INCREASES**

**RATED FOR FULL VACUUM IN ALL SIZES, NOT RECOMMENDED FOR POSITIVE PRESSURE APPLICATIONS**



## 9904 – WEATHERFLEX EPDM


### ASSEMBLIES WITH MALE & FEMALE NPSH THREADED COUPLINGS



**FLEXIBLE IN COLD WEATHER**

1-1/2" X 20'	9904-150X20MF
2" X 20'	9904-2X20MF
2-1/2" X 20'	9904-250X20MF
3" X 20'	9904-3X20MF
4" X 20'	9904-4X20MF
6" X 20'	9904-6X20MF

### ASSEMBLIES WITH MALE & FEMALE CAM LOCK COUPLINGS



**AVAILABLE IN GREEN OR GRAY  
(MOST SIZES)**

1-1/2" X 20'	9904-150X20CE
2" X 20'	9904-2X20CE
2-1/2" X 20'	9904-250X20CE
3" X 20'	9904-3X20CE
4" X 20'	9904-4X20CE
6" X 20'	9904-6X20CE

FOR ASSEMBLIES WITH FEMALE CAM X MALE NPT:  
REPLACE THE CE IN ABOVE PART NUMBER WITH CN

**ALSO AVAILABLE WITH BALL & SOCKET COUPLINGS**

**100 FT MAX ROLL**

**BULK HOSE**

**-30 TO +140 DEG F**

SIZE (ID)	ITEM NUMBER	PSI RATING	LBS / FOOT
1"	9904-100	80	0.25
1-1/4"	9904-125	70	0.30
1-1/2"	9904-150	60	0.50
2"	9904-200	60	0.70

SIZE (ID)	ITEM NUMBER	PSI RATING	LBS / FOOT
2-1/2"	9904-250	50	0.90
3"	9904-300	50	1.20
4"	9904-400	45	1.85
6"	9904-600	35	3.90

**SMOOTH EPDM RUBBER TUBE • CORRUGATED COVER FOR FLEXIBILITY**

**• AVAILABLE WITH WIRE REINFORCEMENT SIZES 3" & UP**

**• FULL VACUUM RATING IN ALL SIZES (AT AMBIENT TEMPERATURE)**

**ALSO AVAILABLE WITH TEXTILE BRAID OR WIRE REINFORCEMENT (SELECT SIZES)**

**PSI RATING LISTED IS THE RECOMMENDED MAX OPERATING PRESSURE OF THE BULK HOSE ONLY  
HOSE ASSEMBLY WORKING PRESSURE RATING IS DEPENDENT ON THE COUPLING TYPE**



## 9901 – RUBBER WATER SUCTION

### ASSEMBLIES WITH MALE & FEMALE NPSH THREADED COUPLINGS



1-1/2" X 20'	9901-150X20MF
2" X 20'	9901-2X20MF
2-1/2" X 20'	9901-250X20MF
3" X 20'	9901-3X20MF
4" X 20'	9901-4X20MF
6" X 20'	9901-6X20MF

### ASSEMBLIES WITH MALE & FEMALE CAM LOCK COUPLINGS



1-1/2" X 20'	9901-150X20CE
2" X 20'	9901-2X20CE
2-1/2" X 20'	9901-250X20CE
3" X 20'	9901-3X20CE
4" X 20'	9901-4X20CE
6" X 20'	9901-6X20CE

**CORRUGATED COVER AVAILABLE**

FOR ASSEMBLIES WITH FEMALE CAM X MALE NPT:  
REPLACE THE CE IN ABOVE PART NUMBER WITH CN

**8" – 12" ASSEMBLIES AVAILABLE WITH CAM, FLANGE, NPT OR BALL & SOCKET COUPLINGS**

**100 FT MAX ROLL THROUGH 8"**

### BULK HOSE

**-25 TO +180 DEG F**

SIZE (ID)	ITEM NUMBER	PSI RATING	LBS / FOOT
1"	9901-100	150	0.52
1-1/4"	9901-125	150	0.63
1-1/2"	9901-150	150	0.80
2"	9901-200	150	1.10
2-1/2"	9901-250	150	1.75
3"	9901-300	150	2.25

SIZE (ID)	ITEM NUMBER	PSI RATING	LBS / FOOT
4"	9901-400	150	2.80
5"	9901-500	150	3.25
6"	9901-600	150	5.75
8"	9901-800	100	6.60
10"	9901-010	75	10.25
12"	9901-012	75	13.50

**CAPABLE OF FULL VACUUM THROUGH 8 INCH DIAMETER (AT AMBIENT TEMPERATURE)**

**AVAILABLE WITH SAND & GRAVEL RESISTANT GUM RUBBER TUBE**

**PSI RATING LISTED IS THE RECOMMENDED MAX OPERATING PRESSURE OF THE BULK HOSE ONLY  
HOSE ASSEMBLY WORKING PRESSURE RATING IS DEPENDENT ON THE COUPLING TYPE**





## 6902 – TANK TRUCK PETROLEUM

### ASSEMBLIES WITH MALE & FEMALE CAM LOCK COUPLINGS



1-1/2" X 20'	6902-150X20CE
2" X 20'	6902-2X20CE
2-1/2" X 20'	6902-250X20CE
3" X 20'	6902-3X20CE
4" X 20'	6902-4X20CE
6" X 20'	6902-6X20CE

CRIMPED ASSEMBLIES ALSO AVAILABLE

**HI-FLEX**

### ASSEMBLIES WITH MALE & FEMALE CAM LOCK COUPLINGS



1-1/2" X 20'	6902C-150X20CE
2" X 20'	6902C-2X20CE
2-1/2" X 20'	6902C-250X20CE
3" X 20'	6902C-3X20CE
4" X 20'	6902C-4X20CE
6" X 20'	6902C-6X20CE

CRIMPED ASSEMBLIES ALSO AVAILABLE

**SPECIALLY FORMULATED HOSE FOR THE TRANSFER & UNLOADING OF MOST OILS, REFINED FUEL, ETHANOL, GASOLINE, WITH AROMATIC CONTENT UP TO 50 PERCENT BIODIESEL & DIESEL EXHAUST FLUID COMPATIBLE HOSES AVAILABLE, PLEASE INQUIRE**

-25 TO + 200 DEG F

#### SMOOTH COVER

SIZE (ID)	ITEM NUMBER	PSI RATING	LBS / FOOT
1-1/2"	6902-150	150	0.90
2"	6902-200	150	1.15
2-1/2"	6902-250	150	1.80
3"	6902-300	150	2.40
4"	6902-400	150	2.75
6"	6902-600	150	6.25
8"	6902-800	150	7.20

#### BULK HOSE

-40 TO + 180 DEG F

#### HI-FLEX COVER

SIZE (ID)	ITEM NUMBER	PSI RATING	LBS / FOOT
1-1/2"	6902C-150	150	0.80
2"	6902C-200	150	1.05
2-1/2"	6902C-250	150	1.35
3"	6902C-300	150	1.60
4"	6902C-400	150	2.50
6"	6902C-600	150	4.25
8"	6902C-800	150	6.20

**HIGHER PRESSURE RATING OPTIONS AVAILABLE – RED COVER HOSE AVAILABLE**

**PSI RATING LISTED IS THE RECOMMENDED MAX OPERATING PRESSURE OF THE BULK HOSE ONLY  
HOSE ASSEMBLY WORKING PRESSURE RATING IS DEPENDENT ON THE COUPLING TYPE**



## 2902C / 2909C – CHEMICAL TRANSFER



316-SS CRIMP COUPLINGS SHOWN

### 2909C XLPE LINED HOSE

WITH MALE & FEMALE CAM LOCK COUPLINGS  
CROSS LINKED POLYETHYLENE TUBE

1" X 20'	2909C-1X20CE
1-1/2" X 20'	2909C-150X20CE
2" X 20'	2909C-2X20CE
2-1/2" X 20'	2909C-250X20CE
3" X 20'	2909C-3X20CE
4" X 20'	2909C-4X20CE

ADD -SS FOR STAINLESS STEEL COUPLINGS  
INQUIRE FOR CRIMPED ASSEMBLIES

### 2902C UHMW PE LINED HOSE

WITH MALE & FEMALE CAM LOCK COUPLINGS  
ULTRA HIGH MOLECULAR WEIGHT - PE TUBE

1" X 20'	2902C-1X20CE
1-1/4" X 20'	2902C-125X20CE
1-1/2" X 20'	2902C-150X20CE
2" X 20'	2902C-2X20CE
2-1/2" X 20'	2902C-250X20CE
3" X 20'	2902C-3X20CE
4" X 20'	2902C-4X20CE
6" X 20'	2902C-6X20CE

**SPECIALLY FORMULATED POLYETHYLENE TUBE CONVEYS MOST CHEMICALS**  
CONSULT CHEMICAL RESISTANCE CHARTS AND TEST COMPATABILITY PRIOR TO USE  
**FEP LINED RUBBER OR STAINLESS BRAIDED COVER HOSE ASSEMBLIES AVAILABLE**

#### XLPE TUBE

#### BULK HOSE

#### UHMW-PE TUBE

SIZE (ID)	ITEM NUMBER	PSI RATING	LBS / FOOT
1"	2909C-100	200	0.60
1-1/2"	2909C-150	200	0.85
2"	2909C-200	200	1.20
2-1/2"	2909C-250	200	1.45
3"	2909C-300	200	1.95
4"	2909C-400	200	2.75

UHMW PE HOSE ALSO AVAILABLE IN GREEN COVER

SIZE (ID)	ITEM NUMBER	PSI RATING	LBS / FOOT
1"	2902C-100	200	0.60
1-1/2"	2902C-150	200	0.86
2"	2902C-200	200	1.15
2-1/2"	2902C-250	200	1.45
3"	2902C-300	200	1.80
4"	2902C-400	200	2.85
6"	2902C-600	200	5.60

**SAFE TEMPERATURE RATINGS DEPEND ON THE APPLICATION AND CHEMICAL BEING CONVEYED**  
PSI RATING LISTED IS THE RECOMMENDED MAX OPERATING PRESSURE OF THE BULK HOSE ONLY  
HOSE ASSEMBLY WORKING PRESSURE RATING IS DEPENDENT ON THE COUPLING TYPE

## 1502 – RED EPDM RUBBER

### ASSEMBLIES WITH UNIVERSAL COUPLINGS



SIZE (ID)	ITEM NUMBER	COLOR	PSI RATING*
1/2"	1502-50X50R	RED	300
3/4"	1502-75X50R	RED	300
3/4"	1502M-75X50R	RED	200
3/4"	1502-75X50Y	YLW	300
3/4"	1502-75X50B	BLUE	300
1"	1502-1X50R	RED	300
1"	1502M-1X50R	RED	200

\* PRESSURE RATING LISTED ABOVE IS THE HOSE RATING ONLY  
ASSEMBLIES WITH UNIVERSAL COUPLINGS ARE RATED AT 150 PSI

### ASSEMBLIES WITH M NPT BRASS COUPLINGS



SHOWN WITH OPTIONAL  
QUICK CONNECT COUPLINGS

HOSE SIZE (ID)	THREAD SIZE (NPT)	ITEM NUMBER
1/4"	1/4"	1502-25X50MM
3/8"	1/4"	1502-38X50-04M
3/8"	3/8"	1502-38X50-06M
1/2"	1/2"	1502-50X50MM

50 FT ASSEMBLIES LISTED - 25 & 100 FT LENGTHS AVAILABLE

**ALWAYS USE SAFETY CABLES TO SECURE AIR HOSE**

REELS MAY NOT BE CONTINUOUS

### BULK HOSE

-40 TO +212 DEG F



ARPM CLASS C OIL RESISTANT TUBE  
(OIL MISTED AIR ACCEPTABLE)

PSI RATING IS FOR THE BULK HOSE ONLY  
ASSEMBLY PRESSURE VARIES BASED ON  
COUPLING AND CLAMP TYPE

SIZE (ID)	ITEM NUMBER	PSI RATING	LBS / FOOT	FT / REEL
1/4"	1502-25	300	0.12	800
3/8"	1502-38	300	0.16	700
1/2"	1502-50	300	0.25	500
5/8"	1502-63	300	0.35	450
3/4"	1502-75	300	0.38	400
1"	1502-100	300	0.52	300
1-1/4"	1502-125	200	0.80	250
1-1/2"	1502-150	200	0.90	200
2"	1502-200	200	1.20	250

200 PSI VERSION AVAILABLE ALL SIZES



## 1503 – NITRILE OIL RESISTANT RUBBER

-40 TO +212 DEG F

### OIL RESISTANT / NON-CONDUCTIVE



SIZE (ID)	ITEM NUMBER	PSI RATING	LBS / FT	SPOOL LGTH
1/4"	1503-25	300	0.12	800'
3/8"	1503-38	300	0.18	650'
1/2"	1503-50	300	0.26	500'
3/4"	1503-75	300	0.40	400'
1"	1503-100	300	0.56	300'

REELS MAY NOT BE CONTINUOUS

*NOT FOR REFINED FUEL APPLICATIONS  
INQUIRE FOR FUEL & OIL DELIVERY HOSE*

## 1509 – PUSH LOCK RUBBER

-40 TO +212 DEG F

### OIL RESISTANT / HIGHLY FLEXIBLE



SIZE (ID)	ITEM NUMBER	PSI RATING	LBS / FT	SPOOL LGTH
1/4"	1509_-25	300	0.10	700'
3/8"	1509_-38	300	0.12	700'
1/2"	1509_-50	300	0.16	600'
5/8"	1509_-63	300	0.22	500'
3/4"	1509_-75	300	0.30	400'

AVAILABLE IN BLACK, BLUE,  
RED, GREEN & GRAY  
REELS MAY NOT BE CONTINUOUS

COMPATIBLE WITH B20\*, DIESEL, ETHANOL & GASOLINE  
(NOT FOR FUEL DISPENSING APPLICATIONS)  
\*IN DEDICATED SERVICE

### PUSH LOCK HOSE COUPLINGS

NO HOSE CLAMP OR FERRULE IS REQUIRED WHEN ASSEMBLING PUSH LOCK HOSE  
WITH THESE SPECIALLY DESIGNED PUSH LOCK COUPLINGS

CUT HOSE STRAIGHT AND PRESS FITTING IN COMPLETELY UP TO YELLOW RING



**MALE NPT RIGID & SWIVEL**  
MALE SAE / JIC THREAD  
MALE NPT 90° ELBOW



**HOSE TO HOSE MENDER**  
JUMP SIZES AVAILABLE



**FEMALE NPSM SWIVEL**  
FEMALE NPT RIGID  
FEMALE SAE / JIC

GARDEN THREAD M & F NOW AVAILABLE

DO NOT USE A CLAMP WITH THESE FITTINGS, THE SPECIAL SERRATIONS WILL CUT INTO THE HOSE WALL

## 1803 – WIRE BRAID / BULL AIR

### ASSEMBLIES WITH UNIVERSAL QUICK CONNECT COUPLINGS



ASSEMBLIES WITH UNIVERSAL COUPLINGS  
ARE RATED FOR 150 PSI

3/4" X 50'	1803-75X50UB
1" X 50'	1803-1X50UB
1-1/2" X 50'	1803-150X50UB
2" X 50'	1803-2X50UB

2-LUG COUPLING DESIGN THROUGH 1" HOSE ID  
ASSEMBLIES OVER 1" HAVE 4-LUG COUPLING DESIGN  
2-LUG AND 4-LUG COUPLINGS ARE NOT COMPATIBLE  
25 & 100 FT LENGTHS ALSO AVAILABLE

### ASSEMBLIES WITH MALE NPT & FEMALE GROUND JOINT COUPLINGS



FEMALE GROUND JOINT COUPLING  
INCLUDES FEMALE NPT SPUD ADAPTER  
DOUBLE SPUD & M NPT SPUD ALSO AVAILABLE

3/4" X 50'	1803-75X50MFGJ
1" X 50'	1803-1X50MFGJ
1-1/2" X 50'	1803-150X50MFGJ
2" X 50'	1803-2X50MFGJ
3" X 50'	1803-3X50MFGJ
4" X 50'	1803-4X50MFGJ

FEMALE GROUND JOINT EACH END = FFGJ  
25 & 100 FT LENGTHS ALSO AVAILABLE

**ALWAYS USE SAFETY CABLES TO SECURE AIR HOSE**

100 FT MAX ROLL LENGTH

**BULK HOSE**

-25 TO +200 DEG F

SIZE (ID)	ITEM NUMBER	PSI RATING	LBS / FOOT
1/2"	1803-50	600	0.40
3/4"	1803-75	600	0.65
1"	1803-100	600	0.85
1-1/4"	1803-125	600	1.10
1-1/2"	1803-150	600	1.30

SIZE (ID)	ITEM NUMBER	PSI RATING	LBS / FOOT
2"	1803-200	600	1.90
2-1/2"	1803-250	600	2.50
3"	1803-300	600	3.30
4"	1803-400	600	4.75
6"	1803-600	600	6.89

TEXTILE BRAID VERSION (NO WIRE) ALSO AVAILABLE – TYPE 1801

HIGH-TEMP VERSION (+275 DEG F) AVAILABLE IN SELECT SIZES – TYPE 1803H

**HIGH PRESSURE HOSE WHIP RESTRAINTS AVAILABLE**

PSI RATING LISTED IS THE RECOMMENDED MAX OPERATING PRESSURE OF THE BULK HOSE ONLY  
ASSEMBLY PRESSURE WILL VARY BASED ON SIZE AND FITTING TYPE

## 1522 – BLACK EPDM RUBBER

### ASSEMBLIES WITH BRASS MXF GHT COUPLINGS



**HOT WATER SERVICE APPROVED**  
**STAYES FLEXIBLE IN COLD WEATHER**



**CRUSH-PROOF HD BRASS COUPLINGS**  
**CUSTOM CONFIGURATIONS AVAILABLE**

**MD GRADE HOSE IS 125 PSI WITH**  
**NICKLE PLATED BRASS GHT FITTINGS**

#### 5/8" HOSE ASSEMBLIES

5/8" X 25'	1522-63X25GHT
5/8" X 50'	1522-63X50GHT
5/8" X 100'	1522-63X100GHT

#### 3/4" HOSE ASSEMBLIES

3/4" X 25'	1522-75X25GHT
3/4" X 50'	1522-75X50GHT
3/4" X 100'	1522-75X100GHT

#### 1" HOSE ASSEMBLIES

1" X 50'	1522-1X50GHT
1" X 50'	1522-1X50MF

MF = NPSH STRAIGHT THREAD

#### MD GRADE WATER HOSE

5/8" X 50'	1521-63X50GHT
3/4" X 50'	1521-75X50GHT

REELS MAY NOT BE CONTINUOUS

### BULK HOSE

-40 TO +212 DEG F



CUT LENGTHS AVAILABLE

**PSI RATING IS FOR THE BULK HOSE ONLY**  
**ASSEMBLY PRESSURE VARIES BASED ON**  
**COUPLING AND CLAMP TYPE**

SIZE (ID)	ITEM NUMBER	PSI RATING	LBS / FOOT	FT / REEL
1/4"	1522-25	200	0.10	800
3/8"	1522-38	200	0.16	700
1/2"	1522-50	200	0.22	500
5/8"	1522-63	200	0.26	450
3/4"	1522-75	200	0.34	400
1"	1522-100	200	0.45	300
1-1/4"	1522-125	200	0.78	250
1-1/2"	1522-150	200	0.86	200
2"	1522-200	200	1.20	250



## 8030 – PRESSURE WASHER ASSEMBLIES



**1-WIRE HOSE  
3000 PSI ASSEMBLIES**



**2-WIRE HOSE  
6000 PSI ASSEMBLIES**

3/8" X 50'	8030-38X50MMS
3/8" X 100'	8030-38X100MMS

3/8" X 50'	8030-6000X50MMS
3/8" X 100'	8030-6000X100MMS

**OIL RESISTANT NON-SLIP FABRIC IMPRESSION COVER  
WIRE BRAID SPECIALLY DESIGNED FOR IMPULSE AND FLEXING**

**ASSEMBLIES INCLUDE 3/8 MALE NPT EACH END (ONE SIDE SWIVEL) WITH BEND RESTRICTORS  
CUSTOM LENGTH ASSEMBLIES AND BULK SPOOLS AVAILABLE**

### COUPLER (BRASS)

SIZE	PART #	MAX PSI
1/4"	STFC2	5500
3/8"	STFC3	4500
1/2"	STFC4	3500
3/4"	STFC6	3100



### QC PLUG

SIZE	PART #	BRASS PSI	STEEL PSI
1/4"	STFP2(B)	3800	5500
3/8"	STFP3(B)	2700	4500
1/2"	STFP4(B)	2200	3500
3/4"	STFP6(B)	1700	3100

**ALSO AVAILABLE IN 303 SS (MOST SIZES AND STYLES)**

## SEWER & DRAIN JETTING HOSE



SIZE (ID)	GREEN	RED	BLACK	ORANGE	BLUE
1/4"	4000#	5000#	-	-	-
3/8"	4000#	5000#	-	-	-
1/2"	4000#	5000#	4000#	-	3000#
5/8"	-	-	4000#	2500#	-
3/4"	-	-	-	2500#	3000#
1"	-	-	-	2500#	3000#

**HOSE WITH POLYURETHANE COVER & HIGH TENSILE SYNTHETIC FIBER BRAID  
DESIGNED TO SLIDE EASILY FOR SEWER, DRAIN & LATERAL LINE CLEANING**

**LONG LENGTH ASSEMBLIES • EXTRA SLICK COVER OPTION AVAILABLE  
• NOT FOR HOT WATER CLEANING APPLICATIONS**

## 8702 – STEAM HOSE



**INSPECT, MAINTAIN, & REPLACE  
STEAM HOSE ASSEMBLIES REGULARLY**

### ASSEMBLIES WITH FEMALE GROUND JOINT COUPLINGS SPUD ADAPTERS NOT INCLUDED

1/2" X 50'	8702-50X50FSGJ
3/4" X 50'	8702-75X50FSGJ
1" X 50'	8702-1X50FSGJ
1-1/4" X 50'	8702-125X50FSGJ
1-1/2" X 50'	8702-150X50FSGJ
2" X 50'	8702-2X50FSGJ

### ASSEMBLIES WITH MALE NPT & FEMALE GROUND JOINT COUPLINGS

1/2" X 50'	8702-50X50MFGJ
3/4" X 50'	8702-75X50MFGJ
1" X 50'	8702-1X50MFGJ
1-1/4" X 50'	8702-125X50MFGJ
1-1/2" X 50'	8702-150X50MFGJ
2" X 50'	8702-2X50MFGJ

### ASSEMBLIES WITH MALE NPT COUPLING EACH END

1/2" X 50'	8702-50X50MM
3/4" X 50'	8702-75X50MM
1" X 50'	8702-1X50MM
1-1/4" X 50'	8702-125X50MM
1-1/2" X 50'	8702-150X50MM
2" X 50'	8702-2X50MM

**ALWAYS USE SAFETY CABLES TO SECURE STEAM HOSE**

**ASSEMBLIES AVAILABLE IN OTHER LENGTHS AND COUPLING CONFIGURATIONS**

**100 FT MAX ROLL THROUGH 2"**

### BULK HOSE

**406 DEG F SATURATED /  
450 DEG F SUPER-HEATED**

SIZE (ID)	ITEM NUMBER	PSI RATING	LBS / FOOT
1/2"	8702-50	250	0.50
3/4"	8702-75	250	0.65
1"	8702-100	250	0.85
1-1/4"	8702-125	250	1.20

SIZE (ID)	ITEM NUMBER	PSI RATING	LBS / FOOT
1-1/2"	8702-150	250	1.40
2"	8702-200	250	1.80
3"	8702-300	250	3.20

**FLEXIBLE STAINLESS STEEL HOSE  
ASSEMBLIES FOR STEAM USE AVAILABLE**

THE TEMPERATURE OF STEAM WILL INCREASE AS PRESSURE ELEVATES  
ALWAYS AVOID KINKS, TWISTS, AND TIGHT BENDS IN INSTALLATION AND SERVICE  
ALWAYS DEPRESSURIZE AND DRAIN STEAM HOSE ASSEMBLY WHEN NOT IN SERVICE

**WARNING: ONLY USE APPROVED COUPLINGS AND COMPONENTS FOR STEAM SERVICE**



## 5601 – SANDBLAST HOSE



### ASSEMBLIES WITH ALUMINUM QUICK-CONNECT EACH END

3/4" X 50'	5601-75X50QC
1" X 50'	5601-1X50QC
1-1/4" X 50'	5601-125X50QC
1-1/2" X 50'	5601-150X50QC

ALSO AVAILABLE WITH THREADED NOZZLE HOLDER

### SANDBLAST HOSE COUPLINGS

SHOWN IN ALUMINUM, BRASS COUPLINGS AVAILABLE

SIZE	HOSE QUICK COUPLING	HOSE NOZZLE HOLDER	THREADED QUICK COUPLING
3/4"	ASB75	ANH75	-
1"	ASB100	ANH100	-
1-1/4"	ASB125	ANH125	ASC125
1-1/2"	ASB150	ANH150	ASC150



SANDBLAST COUPLINGS INTERCONNECT BETWEEN ALL SIZES  
NOZZLE HOLDER COUPLINGS ARE 1-1/4" FEMALE THREAD

SANDBLAST COUPLINGS DO NOT INTERCHANGE WITH UNIVERSAL AIR COUPLINGS

DISTANCE BETWEEN THE LUGS: (APPROXIMATE)

SANDBLAST: 2.20" - UNIVERSAL 2-LUG: 1.60" - UNIVERSAL 4-LUG: 2.60"

**ALWAYS USE SAFETY CABLES TO SECURE SANDBLAST HOSE**

100 FT MAX ROLL LENGTH

**BULK HOSE**

-25 TO +185 DEG F

SIZE (ID)	OUTSIDE DIAMETER	ITEM NUMBER	PSI RATING	LBS / FOOT
1/2"	SEE NOTE	5601-50	150	0.35
3/4"	1.50	5601-75	150	0.66
1"	1.88	5601-100	150	0.80
1-1/4"	2.16	5601-125	150	1.05
1-1/4"*	1.88	5601L-125	150	0.85
1-1/2"	2.38	5601-150	150	1.25
2"*	2.88	5601-200	150	1.45

1/2" DIAMETER SANDBLAST HOSE IS AVAILABLE IN 1", 1-1/16", & 1-1/8" OD  
5601L-125 HOSE IS DESIGNED TO BE USED WITH 1" SANDBLAST COUPLINGS  
ONLY USE HOSE DESIGNATED FOR SANDBLAST SERVICE AND PROPERLY MATCHED COUPLINGS



## 5809 – CONCRETE / PLASTER GROUT

### ASSEMBLIES WITH FULL-FLOW GROOVED COUPLINGS



1-1/2" X 50'	5809-150X50V
2" X 50'	5809-2X50V

25 FOOT LENGTHS ALSO AVAILABLE

### ASSEMBLIES WITH FULL-FLOW HD RAISED COUPLINGS



1-1/2" X 50'	5809-150X50H
2" X 50'	5809-2X50H
2-1/2" X 50'	5809-250X50H
3" X 50'	5809-3X50H
4" X 50'	5809-4X50H

25 FOOT LENGTHS ALSO AVAILABLE

### HD SNAP CLAMPS

HOSE SIZE	GROOVED (ORANGE)	HD RAISED (GREEN)
1-1/2"	C15SG	C15SD
2"	C20SG	C20SD
2-1/2"	-	C25SD
3"	-	C30SD



SIZES 3" AND UP ARE ADJUSTABLE

REDUCERS & THREADED ADAPTERS ALSO AVAILABLE

100 FT MAX ROLL LENGTH

### BULK HOSE

-40 TO +200 DEG F

SIZE (ID)	ITEM NUMBER	PSI RATING*	BEND RADIUS	LBS / FOOT
1-1/4"	5809-125	800	8"	0.88
1-1/2"	5809-150	800	10"	0.95
2"	5809-200	800	12"	1.50
2-1/2"	5809-250	600	14"	1.75
3"	5809-300	600	15"	2.50
4"	5809-400	600	18"	4.10

WIRE BRAIDED HOSE ASSEMBLIES ALSO AVAILABLE

PSI RATING LISTED IS FOR ASSEMBLED HOSE WITH CRC INSTALLED INTERNAL EXPANSION COUPLINGS  
BULK HOSE IS RATED AT 170 BAR BURST, WITH 2:1 WORKING PRESSURE RATING PER ASME B30.27-2009

ADDITIONAL STYLES AND DIAMETERS AVAILABLE - PLEASE INQUIRE

## - ADDITIONAL PRODUCT LINES -

- CAR WASH VACUUM HOSE
- FOOD & BEVERAGE TUBING
- INSULATION BLOWER HOSE
- OXYGEN / ACETYLENE HOSE
- SILICONE HOSE & TUBING
- CARPET CLEANER HOSE
- HYDRAULIC ASSEMBLIES
- LAWN & LEAF DUCT HOSE
- PTFE LINED CHEMICAL HOSE
- URETHANE DUCT HOSE
- BREAKAWAY COUPLINGS
- FUEL DISPENSING NOZZLES
- HYDRANT GATE VALVES
- IN-LINE SWIVEL JOINTS
- FLEXIBLE METAL HOSE
- HOT TAR & ASPHALT HOSE
- LPG / NATURAL GAS HOSE
- SEWER / DRAIN JETTING HOSE
- VENTILATION BLOWER HOSE
- DRY-DISCONNECT COUPLINGS
- HOSE REELS (RETRACTABLE)
- HYDRAULIC QUICK CONNECTS
- PRESSURE WASHER NOZZLES



## - NOTES & QUOTES -

The assemblies and products produced or distributed by Capital Rubber Corporation are warranted to our customers to be free from defect in material and workmanship at the time of shipment. All warranty claims shall be made within 90 days after the shipment has departed our facility. All liability hereunder is limited to the purchase price of the materials proved defective, or their replacement, and will not in any event include special, incidental, or consequential damages, including loss of time or profit.

Capital Rubber Corporation makes no claims as to the suitability of our products for a specific application or installation. It is solely the user's responsibility to test and research the suitability of all materials selected prior to use. The safe timespan of use for all products is dependent on the unique application conditions. Capital Rubber Corporation makes no warranty of timespan of use for any products sold or offered for sale.

**Disclaimer of warranty:** This warranty comprises the sole and entire warranty pertaining to all of the products and services provided hereunder. Seller disclaims all other warranties expressed or implied, including merchantability and fitness for a particular use.

Inspect all freight for damage and for total count at time of arrival and before signing the freight bill or electronic ledger. Freight damage or shortage cannot be guaranteed to be replaced if it is not documented at the time of delivery. Notify the delivery person and our staff immediately if the packaging appears to have been opened, repackaged, or does not include all packages as stated.

Inspect all hose assemblies, couplings, and safety devices prior to installation and prior to each use.

Do not store rubber and plastic materials in direct sunlight, hang, or tightly coil. Any additional stress or heat can reduce their lifespan. Enact first in-first out practices to rotate inventory regularly.